


# C9900-K579...K583,-K595 | Display cable, shielded, PVC, fixed installation, black



DVI-D, plug, straight, male, 18 + 1-pin – M16, plug, straight, female, 19-pin



## Plugs

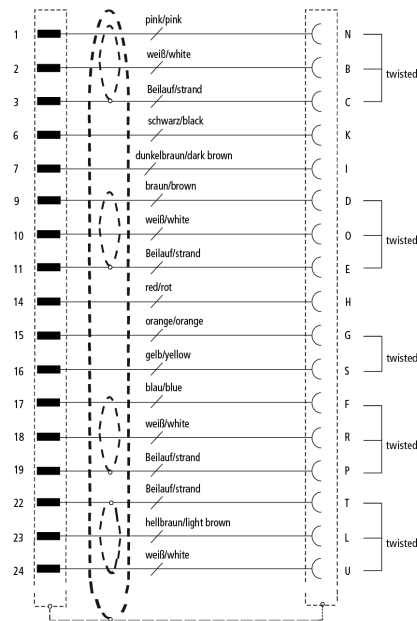
Electrical data	Head A	Head B
Rated voltage	40 V (AC)	60 V
Rated current	1.5 A	3 A at 40°C
Dielectric strength	500 V	-
Shielding	yes	yes
Contact resistance	< 30 mΩ	-
Mechanical data		
Installation size	DVI-D	M16
Connector type	plug	plug
Configuration	straight	straight
Contact type	male	female
Number of positions (face)	18 + 1-pin	19-pin
Mating cycles	-	≥ 500
Way of locking	screw	screw
Body color	black	metal

Body material	PBT	-
Contact carrier color	black	black
Contact plating	-	Au
Contact material	-	CuSn (bronze)
<b>Environmental data</b>		
RoHS compliant	yes	yes
Protection rating	IP20	IP67

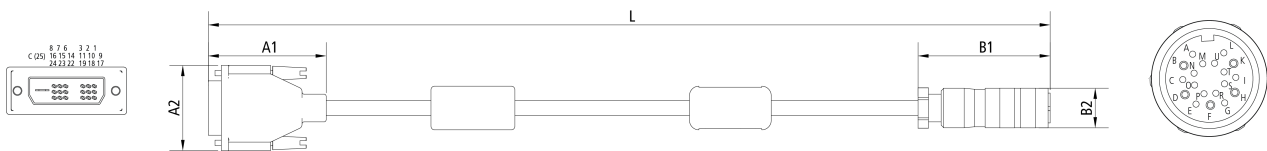
## Cable

<b>Electrical data</b>		
Operating voltage	30 V	
Wire resistance	24 AWG $\leq 93 \Omega/\text{km}$ (20 °C)	
Characteristic impedance	100 $\Omega \pm 10 \Omega$	
<b>Mechanical data</b>		
Outer cable diameter	10.0 mm $\pm 0.2$ mm (0.3937" $\pm 0.0079$ ")	
Conductor material	copper, tinned	
Shielding	yes	
Optical covering factor of shielding	$\geq 85\%$	
Use	fixed installation	
UL-Style	AWM 20276 (80°C/30V)	
Jacket color	black	
Material jacket	PVC (polyvinyl chloride)	
Wire color code	white, brown, white, red, white, green, white, blue, black, brown, red, orange, yellow	
Printing on the jacket	E301195 UR AWM 20276 80°C 30V VW-1 DVI DIGITAL SINGLE LINK T7 network cables for professional performance	
<b>Environmental data</b>		
Operation temperature range, fixed installation	-10...+80 °C, +14...+176 °F	

<b>Contact assembly</b>		
-------------------------	--	--



**Dimensions**



A1	57.6 mm
A2	13.5 mm
A3	40.0 mm
B1	63.0 mm
B2	Ø 18,6 mm

**Notes**

- Depending on the cable length (L), the following length tolerances apply:  
 ≥ 10.0 m : ± 100 mm | ≥ 15.0 m : ± 150 mm | 20.0 ... ≥ 30.0 : ± 200 mm | 40.0 m ... ≥ 50.0 m : ± 300 mm
- Illustrations similar
- Further cable length on request.

**CE, UL**

CE	yes
----	-----

**Ordering information**

Ordering information	Length
C9900-K579	10.00 m
C9900-K595	15.00 m

C9900-K580	20.00 m
C9900-K581	30.00 m
C9900-K582	40.00 m
C9900-K583	50.00 m



Products marked with a crossed-out wheeled bin shall not be discarded with the normal waste stream. The device is considered as waste electrical and electronic equipment. The national regulations for the disposal of waste electrical and electronic equipment must be observed.

Beckhoff®, TwinCAT®, TwinCAT/BSD®, TC/BSD®, EtherCAT®, EtherCAT G®, EtherCAT G10®, EtherCAT P®, Safety over EtherCAT®, TwinSAFE®, XFC®, XTS® and XPlanar® are registered trademarks of and licensed by Beckhoff Automation GmbH. Other designations used in this publication may be trademarks whose use by third parties for their own purposes could violate the rights of the owners.

© Beckhoff Automation GmbH & Co. KG 07/2023

The information provided in this brochure contains merely general descriptions or characteristics of performance which in case of actual application do not always apply as described or which may change as a result of further development of the products. An obligation to provide the respective characteristics shall only exist if expressly agreed in the terms of contract.