


C9900-K584,-K585,-K687,-K538,-K408,-K539...K542

| USB-Extended cable, shielded, PUR, 4 x 2 x AWG26/7, fixed installation, green, Cat.5



RJ45, plug, straight, male, 8-pin – RJ45, plug, straight, male, 8-pin



Plugs

Electrical data	Head A	Head B
Rated voltage	160 V	160 V
Rated current	1 A at 50 °C	1 A at 50 °C
Shielding	yes	yes
Insulation resistance	≥ 10 GΩ (according to IEC 60512-2)	≥ 10 GΩ (according to IEC 60512-2)
Mechanical data		
Accessories type	Connectors/Cables	Connectors/Cables
Installation size	RJ45	RJ45
Connector type	plug	plug
Configuration	straight	straight
Contact type	male	male
Number of positions (face)	8-pin	8-pin
Mating cycles	≥ 750	≥ 750
Body color	green	green

Body material	PUR	PUR
Contact plating	Ni, Au gal.	Ni, Au gal.
Contact material	CuZn	CuZn
Environmental data		
UV resistance	according to IEC 60068-2-5	according to IEC 60068-2-5
RoHS compliant	yes	yes
Oil resistance	according to IEC 60811-2-1 or according to DIN VDE 0282 part 10	according to IEC 60811-2-1 or according to DIN VDE 0282 part 10
Ambient temperature (operation)	-40...+85 °C, -40...+185 °F	-40...+85 °C, -40...+185 °F
Protection rating	IP20	IP20

Cable

Electrical data		
Rated voltage	60 V (according to IEC 61076-2-104)	
Insulation resistance	min. 5000 MΩ/km bei 20 °C	
Unbalanced capacitance to ground	1600 pF/km	
Mutual capacitance	51 pF/m at 1 kHz	
Characteristic impedance (Ethernet)	100 Ω ±15 Ω (100 MHz)	
Loop resistance (Ethernet)	280 Ω/km	
Unbalanced resistance (Ethernet)	max. 5 % Ω at 20 °C	
Dielectric strength wire/wire (Ethernet)	1000 V DC	
Dielectric strength wire/shield (Ethernet)	1500 V DC	
Signal running time (Ethernet)	5.08 ns/m	
Electrical parameters (Ethernet)	based on Cat.5	
Test voltage	1000 V, 50 Hz, 1 min.	
Mechanical data		
Cable structure	4 x 2 x AWG26	
Cross-section (Ethernet)	0.14 mm ² (AWG26)	
Outer cable diameter	5.9 mm ± 0.2 mm (0.2323" ± 0.0079")	
Min. bending radius, moved	10 x outer cable diameter	
Min. bending radius, fixed installation	5 x outer cable diameter	
Conductor material (Ethernet)	copper, tinned	
Shielding	braiding of tinned copper wires	
Optical covering factor of shielding (Ethernet)	90 %	
Use	fixed installation	
Jacket color	green	

Material jacket	PUR (polyurethane)
Wire color code	white/orange, orange, white/green, green, blue, white/blue, white/brown, brown
Wire insulation material	PE (polyethylene)
Printing color	black
Environmental data	
Operation temperature range, fixed installation	-40...+80 °C, -40...+176 °F
Oil resistance	against mineral-oil and petrol
Acid, lye and solvent resistance	depends on medium, concentration, temperature and duration
Flame-retardant	UL94-V2, IEC 60332-1
Halogen-free	according to IEC 60754-2

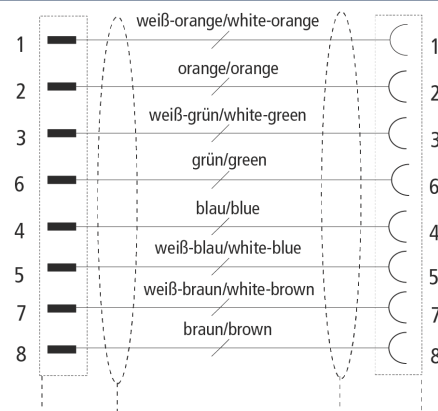
Attenuation


Max. insertion loss

Frequency [MHz]	1	4	10	16	20	31.25	62.5	100
[db/100 m]	2.4	4.9	7.8	9.8	11.1	14.0	20.4	22.4
[db/100 ft]	0.7	1.5	2.4	3	3.4	4.3	6.2	6.8

Min. near-end crosstalk attenuation

Frequency [MHz]	1	4	10	16	20	31.25	62.5	100
[db/100 m]	62.3	52.3	47.3	44.2	42.8	39.9	35.4	32.3
[db/100 ft]	19	15.9	14.4	13.5	13	12.2	10.8	9.8

Contact assembly**Dimensions**



A1	37.00 mm
B1	37.00 mm

Notes

- Depending on the cable length (L), the following length tolerances apply:
 $<500 \pm 10$, $\geq 500 \pm 20$, $>1500 \pm 25$, $>2500 \pm 40$, $>5000 \pm 60$, $>8000 \pm 100$, $>15000 \pm 200$, $>20000 \pm 300$, $>50000 \pm 500$, $>100000 \pm 500$
 - Illustrations similar
 - Further cable length on request.
- Connecting cable between USB extender and USB-extended receiver.

CE, UL

CE	yes
UL	Yes

Ordering information

Ordering information	Length
C9900-K584	3.00 m
C9900-K585	5.00 m
C9900-K687	7.50 m
C9900-K538	10.00 m
C9900-K408	15.00 m
C9900-K539	20.00 m
C9900-K540	30.00 m
C9900-K541	40.00 m
C9900-K542	50.00 m



Products marked with a crossed-out wheeled bin shall not be discarded with the normal waste stream. The device is considered as waste electrical and electronic equipment. The national regulations for the disposal of waste electrical and electronic equipment must be observed.

Beckhoff®, TwinCAT®, TwinCAT/BSD®, TC/BSD®, EtherCAT®, EtherCAT G®, EtherCAT G10®, EtherCAT P®, Safety over EtherCAT®, TwinSAFE®, XFC®, XTS® and XPlanar® are registered trademarks of and licensed by Beckhoff Automation GmbH. Other designations used in this publication may be trademarks whose use by third parties for their own purposes could violate the rights of the owners.

© Beckhoff Automation GmbH & Co. KG 07/2023

The information provided in this brochure contains merely general descriptions or characteristics of performance which in case of actual application do not always apply as described or which may change as a result of further development of the products. An obligation to provide the respective characteristics shall only exist if expressly agreed in the terms of contract.